



**KHSAA TITLE IX
ANNUAL REPORT SUBMISSION
STATUS REPORT
2007-2008**

KHSAA
Form T65
Revised 3/08

TO: KHSAA Member School Superintendents, Principals, and Athletic Directors

FROM: Brigid L. DeVries, Commissioner
Larry Boucher, Assistant Commissioner

DATE: May 14, 2008

School	Woodford County High School	Reviewed by	Martha Mullins
--------	-----------------------------	-------------	----------------

The following is a status report regarding the required 2007 - 2008 Title IX Annual Report submission of forms due into the KHSAA office by April 15, 2008. Appropriate KHSAA Audit Team personnel have reviewed these forms and the following is a summary of this review.

I. Checklist of Forms properly submitted in a satisfactory manner:

<input checked="" type="checkbox"/>	GE 19 (Annual Verification)	<input checked="" type="checkbox"/>	T-35 (Budget Expenses)
<input checked="" type="checkbox"/>	T-1 (Summary Program Chart 1)	<input checked="" type="checkbox"/>	T-36 (Budget Expenses)
<input checked="" type="checkbox"/>	T-2 (Summary Program Chart 2)	<input checked="" type="checkbox"/>	T-41 (Checklist – Overall Interscholastic Program)
<input checked="" type="checkbox"/>	T-3 (Summary Program Chart 3)	<input checked="" type="checkbox"/>	T-60 (Corrective Action Plan)
	T-4 (Summary Program Chart 4)		T-63 (Interscholastic Survey Results)

II. Status

A.		2007 – 2008 Forms are satisfactory and no further information or action is necessary at this time.
B.	<input checked="" type="checkbox"/>	Errors have been noted with respect to the following forms: Form T-4: corrected copy attached for placement in the school's permanent Title IX file. Form T-63: please resubmit forms attached with requested information.
C.		The following forms were omitted and must be submitted by school representatives:
D.	<input checked="" type="checkbox"/>	According to the 2007-2008 data, the school appears to be meeting the standards established in: <input type="checkbox"/> Test 1 (Athletic participation is proportionate to enrollment) <input type="checkbox"/> Test 2 (History and continuing practice of program expansion) <input checked="" type="checkbox"/> Test 3 (Full and effective accommodation of interests and abilities)
E.		Other Recommendation and Comments: Please provide a statement as to whether or not the decision to change the boys' basketball awards categories was in line with the school's policy on awards; by June 1, 2008. Please advise why there were only two coaches listed for three volleyball teams, by June 1, 2008.

		<p>NOTE: school personnel are reminded that comparing "equivalent sports" in the analysis of spending for male and female sports is not a valid measure of whether or not the school is providing equivalent benefits to each gender as a WHOLE. A better basis for analysis is to compare the ratio of male/female athletes to the ratio of male/female spending. In this case, in 2006-2007, males were 63% of the athletics population and received 64% of the total athletics funds. Thirty-seven percent of the athletes were female, and that group received 36% of total funds. If this were broken down by the amount spent on each athlete, the differential would be \$28 in favor of boys' sports. KHSAA guidelines support a differential of about \$100 for those schools with football because of the high cost of maintaining that sport.</p>
--	--	--

2007-2008
ACCOMODATION OF INTERESTS AND ABILITIES
SUMMARY PROGRAM CHART 4

Levels of Competition Test One

		Column 1	Column 2	Column 3
Girls	Team Levels	Number of Teams Currently Offered	Number of Participants	Percentage of Participants at Each Level
Row 1	varsity:	9	166	58% 67%
Row 2	j.v.:	4	57	34% 23%
Row 3	frosh:	2	25	8% 10%
Row 4	total:		248	100%
Boys				
Row 5	varsity:	10	239	68% 69%
Row 6	j.v.:	4	93	28% 27%
Row 7	frosh:	2	16	4%
Row 8	total:		348	100%

- 1) Column 1, list the number of interscholastic teams offered for girls and boys at each competitive level; varsity, junior varsity, and freshman. (Refer to Form T-2, Accommodation of Interests and Abilities, Summary Program Chart 2, Column 1.)
- 2) For Column 2, list the number of participants at each level. For girls, total the entries in Rows 1, 2, and 3 into Row 4. For boys, total the entries in Rows 5, 6, and 7 into Row 8. (Refer to Form T-2, Accommodation of Interests and Abilities, Summary Program Chart 2, Column 2.)
- 3) For Column 3, calculate the percentage of female and male participants at each level.
For girls' varsity, junior varsity, and frosh, respectively:
 - Divide Column 2, Row 1 by Column 2, Row 4, and place the percentage in Column 3, Row 1
 - Divide Column 2, Row 2 by Column 2, Row 4, and place the percentage in Column 3, Row 2.
 - Divide Column 2, Row 3 by Column 2, Row 4, and place the percentage in Column 3, Row 3.
 For boys' varsity, junior varsity, and frosh, respectively:
 - Divide Column 2, Row 5 by Column 2, Row 8, and place the percentage in Column 3, Row 5.
 - Divide Column 2, Row 6 by Column 2, Row 8, and place the percentage in Column 3, Row 6.
 - Divide Column 2, Row 7 by Column 2, Row 8, and place the percentage in Column 3, Row 7.

Principal's Signature: _____

Date: 4-7-08



**2007-2008 INTERSCHOLASTIC
ATHLETICS SURVEY**
Summary of Student Responses

KHSAA
Form T63
Rev.12/07

Woodford County High School

School Name:

Enrollment
(9-12 Grade): 1200 (SHOULD AGREE WITH FORM T-1, COLUMN 1, ROW 3)

Number of 9-11 Grade Students Surveyed: 900

Number of 8th Grade Students Surveyed: 300

Date:

8/7/2007

Completed By:

(PERSON)

8/15/2007

Instructions:

1. Summarize the Student Athletics Interest Surveys Form T-61 by listing the total number of responses on the line next to each sport.
2. Under the Other Category please provide a listing of the sports as well as the number of students who are interested in participating.
3. Please sign and date this Summary Form (T-63) and mail this Summary Form only to the KHSAA by April 15, 2008. Do not mail the student surveys (Form T-61). However, these Forms should be maintained in your files in the event they are requested subsequently.

of 1200

1200 Number of Surveys
1069 Total Returned (*A minimum of 80% return is expected*)
8-11 Grades Surveyed (*Should be grades 9-11 and 8th grade if school has a feeder system*)

How Was The Survey Administered? All home rooms
(e.g. was it given in all English classes, or all home rooms, or advisee/advisor?)

KHSAA Sanctioned Fall Sports (List Total Number of Participation Responses)

43 Cross Country (Girls)
35 Cross Country (Boys)
130 Football (Boys)
14 Golf (Girls)
30 → Golf (Boys)
84 Soccer (Girls)
46 Soccer (Boys)
91 → Volleyball (Girls)

List Intramural Sports students are interested in adding:
 (From Student Survey T-61 Question 6)

Form T-63
 Rev. 12/07

<u>Sport</u>	<u>Number</u>
Archery** There is a parent group who is looking into coaching and intramural requirements	153

Participation in Non-School Sports Activities
 (From Student Survey T-61 Question 7)

<u>Sport</u>	<u>Number</u>
Archery	153
Gymnastics	71
Field Hockey	35


Reasons for not participating in interscholastic athletics
 (From Survey Question 8)

- I prefer other activities such as band, chorus, etc.
- I don't have time
- The practice schedules and game times are inconvenient
- The sport I like isn't offered
- It's too expensive
- I prefer to participate in club or intramural sports
- Working
- 464 Other: I would not participate

Student Suggestions to encourage participation
 Create more interesting sports- 75

Does not like high school coaching staff- 80

Give a reason for students to participate- 111


 Principal's Signature

4-7-08
 Date



KENTUCKY HIGH SCHOOL ATHLETIC ASSOCIATION
2007-2008 ANNUAL VERIFICATION OF TITLE IX PROCEDURES

*KHSAA Form GE19
Rev.12/07*

(To be submitted by April 15, 2008 along with other required forms)

The Woodford County High School, Versailles, Kentucky
 (Name of High School) (City)

certifies to the Kentucky High School Athletic Association that the following is an accurate and true representation of the facts surrounding compliance with 20 U.S.C. Sections 1681-1688, et. Seq. (also known as Title IX)

I certify the following provisions in accordance with records at the school contained in the permanent Title IX file, at least one copy of which must be maintained in the Principal's office, and to the best of my knowledge have completed the following tasks.

Established a gender equity committee at the high school. (list committee personnel and provide attachment if necessary)

Name	Address	Phone	Title
(Supt., Principal, Student, Parent, Coach, Etc.)			

See Attached List

Scheduled a minimum of three meetings during the 2007-2008 school year on the following dates:

August 6, 2007
November 15, 2007
March 27, 2008

Designated the following person(s) as the Title IX coordinator for the school:

Name	Title	Address	Phone
Serenity The	Assistant Athletic Director	180 Frankfort St Versailles, KY 40383	859-873-5434

Designated the following person(s) as the Title IX coordinator for the district:

Name	Title	Address	Phone
Betty Lockett	DPP	330 Pisgah Pike, Versailles, KY 40383	859-873-4701 ext 227

School personnel are continuing to make periodic reviews of the boys' and girls' athletics program reflected in the Corrective Action Plan.

In addition to the above information, the above referenced school maintains a complete permanent file relative to Title IX records including copies of the self-assessment audit, all corrective action plans, and other related materials.

Principal's Signature

4-7-08 2008

Date

Superintendent Signature

4/8/08 2008

School Board Chairpersons' Signature

(Send original copy to KHSAA - Maintain duplicate in Title IX school folder)

WCHS Title IX Gender Equity Committee

Name	Address	Phone #	Title
Betty Luckett	WCPS, 330 Pisgah Pike, Versailles, KY 40383	873-4701	DDP/District Title IX Coordinator
Paul Stahler	WCPS, 330 Pisgah Pike, Versailles, KY 40383	873-4701	Superintendent
Rob Akers	WCHS, 180 Frankfort Street, Versailles, KY 40383	873-5434	Principal
Bob Gibson	WCHS, 180 Frankfort Street, Versailles, KY 40383	873-5434	Athletic Director & Assistant Principal
Joe Carr	WCHS, 180 Frankfort Street, Versailles, KY 40383	873-5434	Wrestling Coach
Walker Terhune	WCHS, 180 Frankfort Street, Versailles, KY 40383	873-5434	Trainer
Jay Lucas	WCHS, 180 Frankfort Street, Versailles, KY 40383	873-5434	Girls Basketball and Baseball
Bethany Smith	WCHS, 180 Frankfort Street, Versailles, KY 40383	873-5434	Cheerleading
Chavi Muniz	WCHS, 180 Frankfort Street, Versailles, KY 40383	873-5434	Track and Cross Country
Chris Tracy	WCHS, 180 Frankfort Street, Versailles, KY 40383	873-5434	Football
Stephon Brown	WCHS, 180 Frankfort Street, Versailles, KY 40383	873-5434	Softball
Willie Wilson	WCHS, 180 Frankfort Street, Versailles, KY 40383	873-5434	Boys Soccer
Dave McIver	WCHS, 180 Frankfort Street, Versailles, KY 40383	873-5434	Girls Soccer
Susan Carey	WCHS, 180 Frankfort Street, Versailles, KY 40383	873-5434	Swimming
Stan Watts	WCHS, 180 Frankfort Street, Versailles, KY 40383	873-5434	Tennis and Golf
Genny Ledbetter	WCHS, 180 Frankfort Street, Versailles, KY 40383	873-5434	Volleyball
Joe Carr, Jr.	WCHS, 180 Frankfort Street, Versailles, KY 40383	873-5434	Wrestling
Steven Duckworth	WCHS, 180 Frankfort Street, Versailles, KY 40383	873-5434	Student
Stephanie Patterson	WCHS, 180 Frankfort Street, Versailles, KY 40383	873-5434	Student
Tracy Sobolewski	205 Stourbridge, Versailles, KY 40383	879-1859	Booster Club President
Kim or Dennis Swan	1410 Huntertown Rd, Versailles, KY 40383	879-1786	Parent of Male and Female Athlete
Terri or Mark Morford	WCHS, 180 Frankfort St, Versailles, KY 40383	873-5434	Parent of Male and Female Athlete
Serenity The	WCHS, 180 Frankfort St, Versailles, KY 40383	873-5434	Assistant Athletic Director

2007-2008
ACCOMMODATION OF INTERESTS AND ABILITIES
SUMMARY PROGRAM CHART 1

KHSAA
 Form T1
 Rev. 12/07


Participation Opportunities Test One

		(Column 1)	(Column 2)	(Column 3)	(Column 4)
	Program	Enrollment	Percentage of Total Enrollment	Number of Interscholastic Participants (double and triple count)	Percentage of Total Participation
Row 1	GIRLS	613	51%	248	42% *(66%)
Row 2	BOYS	587	49%	348 *(128)	58% *(34%)
Row 3	Totals	1200	100%	596 *(376)	100%

Instructions: These numbers reflect the participation numbers without football *Number of 8th grade students & below used in Column 3 and Column 4 calculations if applicable: 20

- 1) Determine the total number of girls enrolled, (place in Row 1, Column 1). Determine the total number of boys enrolled, (place in Row 2, Column 1).
- 2) Add the total number of girls and boys enrolled to determine total enrollment, (place in Row 3, Column 1).
- 3) Calculate the percentage of total enrollment that is female. (Divide Row 1, Column 1 by Row 3, Column 1 and place in Row 1, Column 2.) Calculate the percentage of total enrollment that is male. (Divide Row 2, Column 1 by Row 3, Column 1 and place in Row 2, Column 2.) Note: Row 1, Column 2 plus Row 2, Column 2 should total 100%.
- 4) Ask the head coaches to review the most updated eligibility or squad lists for their teams. Ask coaches to confirm the names of those individuals who are on the team as of the first **date of regular season competition**, and cross out the names of those who were cut from the team or quit the team prior to the first regular season competitive event. Determine the total number of interscholastic athletics participants that are girls, (and place in Row 1, Column 3). In order to determine the total number of athletics participants, an individual should be counted each time he or she participates on a team. For example, if Jane Doe competes on the varsity volleyball team, the junior varsity volleyball team, the junior varsity basketball team, and the varsity softball team, she should be counted as four participants (**do not include club or intramural sports participants, cheerleaders, dance teams, or pom squads**). Calculate the same way for boys and girls. * In addition, should 8th grade students and below play on a Freshman, Junior Varsity, or Varsity team, they should also be counted for each team and sport on which they participate. If applicable, please asterisk the above notation as to how many 8th grade students & below are included in the totals.
 Using the same procedure, determine the total number of interscholastic athletic participants that are boys, (and place in Row 2, Column 3). Add Row 1, Column 3 plus Row 2, Column 3 to get total participants and place in Row 3, Column 3.
- 5) Calculate the percentage of female participation. (Row 1, Column 3 divided by Row 3, Column 3 and place in Row 1, Column 4.) Calculate the percentage of male participation. (Row 2, Column 3 divided by Row 3, Column 3 and place in Row 2, Column 4.) Note: Row 1, Column 4 plus Row 2, Column 4 should total 100%.

Note: While being within three percent is not a formal compliance standard; if the percent listed in Row 1, Column 4 is within 3% of Row 1, Column 2, then it provides a good target within which compliance is likely.

Principal's Signature:  Date: 9-8-07

2007-2008
ACCOMMODATION OF INTERESTS AND ABILITIES
SUMMARY PROGRAM CHART 2


KHSAA
 Form T2
 Rev. 12/07

Participation Opportunities Test Two

		Column 1	Column 2	Column 3	Column 4	Column 5
Program		Number of Teams Currently Offered	Number of Participants	Number of Teams Added Since the beginning of the 2003-2004 School Year	Current Number of Participants for each team added Since the beginning of the 2003-2004 School Year	Percent of Total Participation By Sex Added Since the beginning of the 2003-2004 School Year
GIRLS	Row 1	varsity:	9	166	0	
	Row 2	j.v.:	4	57	0	
	Row 3	frosh:	2	25	0	
	Row 4	total:	15	248	0	0%
BOYS	Row 5	varsity:	10	239	0	
	Row 6	j.v.:	4	93	0	
	Row 7	frosh:	2	16	0	
	Row 8	total:	16	348	0	0%

- 1) For Column 1, list the number of interscholastic teams offered for girls and boys at each competitive level (varsity, junior varsity, and freshman). For girls, total each of the entries in Rows 1, 2, and 3 into Row 4. For boys, total Rows 5, 6, and 7 into Row 8.
- 2) For Column 2, list the number of participants at each level. For girls, total each of the entries in Rows 1, 2, and 3 into Row 4. For boys, total Rows 5, 6, and 7 into Row 8. **Note:** The totals in Row 4 for girls and in Row 8 for boys must be the same as the totals in Form T-1, Column 3, Rows 1 and 2 respectively.
- 3) For Column 3, list the number of interscholastic teams that have been added in the last five years at each competitive level. Count each team added during the 5 year period only one time. e.g. Girl's junior varsity soccer was added 3 years ago, count the team only once, not 3 times. For girls, total the entries in Rows 1, 2, and 3 into Row 4. For boys, total Rows 5, 6, and 7 into Row 8.
- 4) For Column 4, list the number of participants that are **currently** on each level of the teams that were added in the last five years. If a team was added previously but no longer exists, there are no current participants to be added for that team. For girls, total the entries in Rows 1, 2, and 3 into Row 4. For boys, total Rows 5, 6, and 7 into Row 8.
- 5) For Column 5, calculate the percentage of participants that have been added in the last five years. For girls, take the number in Column 4, Row 4 and divide by the number in Column 2, Row 4. For boys, take the number in Column 4, Row 8 and divide it by the number in Column 2, Row 8.

Note: If the percentage of current participants added in the last five years is 25% or greater, compliance with Test Two may be possible. If less than 25%, then compliance with Test Three should be analyzed. **CAUTION:** 25% is not a formal compliance standard.

Principal's Signature:  Date: 4-7-08

2007-2008
ACCOMMODATION OF INTERESTS AND ABILITIES
SUMMARY PROGRAM CHART 3

KHSAA
 Form T3
 Rev. 12/07

Participation Opportunities Test Three

FOR ANY QUESTION ANSWERED "YES" IDENTIFY THE RESPECTIVE SPORT(S).

	GIRLS (Yes / No)		BOYS (Yes / No)
1. For a sport <u>not</u> currently offered in your interscholastic athletics program, is there sufficient interest to form a viable interscholastic team based on participation on an intramural team.	NO		NO
2 For a sport <u>not</u> currently offered, is there sufficient interest, based on the responses to your most recent Student Interest Survey, to form a viable interscholastic team for a sport not currently offered. If yes, what sport?	NO		NO
3. For a sport currently offered at the junior varsity or freshman level is there sufficient interest, based on your most recent Student Interest Survey, to form a varsity team not currently offered?	NO		NO
4. For a sport currently offered at the varsity level only, is there sufficient interest, based on your most recent Student Interest Survey, to form a viable team for a junior varsity or freshman team that is not currently offered?	NO		NO
5. If you answered YES to question (1), (2), (3), or (4), are there enough high schools in the geographic area offering the sport (at the appropriate level) to allow for the development of a reasonable schedule of competition?	N/A		N/A

Plans to Address Interest:

N/A

Principal's Signature :  Date: 4-8-08

2007-2008
ACCOMODATION OF INTERESTS AND ABILITIES
SUMMARY PROGRAM CHART 4

Levels of Competition Test One

		Column 1	Column 2	Column 3
Girls	Team Levels	Number of Teams Currently Offered	Number of Participants	Percentage of Participants at Each Level
Row 1	varsity:	9	166	58% 67%
Row 2	j.v.:	4	57	34% 23%
Row 3	frosh:	2	25	8% 10%
Row 4	total:		248	100%
Boys				
Row 5	varsity:	10	239	68% 69%
Row 6	j.v.:	4	93	28% 27%
Row 7	frosh:	2	16	4%
Row 8	total:		348	100%

- 1) Column 1, list the number of interscholastic teams offered for girls and boys at each competitive level; varsity, junior varsity, and freshman. (Refer to Form T-2, Accommodation of Interests and Abilities, Summary Program Chart 2, Column 1.)
- 2) For Column 2, list the number of participants at each level. For girls, total the entries in Rows 1, 2, and 3 into Row 4. For boys, total the entries in Rows 5, 6, and 7 into Row 8. (Refer to Form T-2, Accommodation of Interests and Abilities, Summary Program Chart 2, Column 2.)
- 3) For Column 3, calculate the percentage of female and male participants at each level.
For girls' varsity, junior varsity, and frosh, respectively:
 - Divide Column 2, Row 1 by Column 2, Row 4, and place the percentage in Column 3, Row 1
 - Divide Column 2, Row 2 by Column 2, Row 4, and place the percentage in Column 3, Row 2.
 - Divide Column 2, Row 3 by Column 2, Row 4, and place the percentage in Column 3, Row 3.
 -
 For boys' varsity, junior varsity, and frosh, respectively:
 - Divide Column 2, Row 5 by Column 2, Row 8, and place the percentage in Column 3, Row 5.
 - Divide Column 2, Row 6 by Column 2, Row 8, and place the percentage in Column 3, Row 6.
 - Divide Column 2, Row 7 by Column 2, Row 8, and place the percentage in Column 3, Row 7.


Principal's Signature: _____

Date: _____

**2007-2008
ACTUAL EXPENDITURES - PROGRAM COMPARISON CHART 1
TO INCLUDE BOOSTER CLUB FUNDING**

	equipment and supplies		travel		awards		coaches' salaries (to include supplemental and extended employment; dollar amount required)		facilities improvements		publications (if sport-specific)	
	Expenditures		Expenditures		Expenditures		Expenditures		Expenditures		Expenditures	
	School	Booster	School	Booster	School	Booster	School	# Coaches for all levels / # Teams for all levels	School	Booster	School	Booster
G basketball	6139.90	0	4662.08	0	1860.48	111.81	11,000	3	** For	N/A	N/A	N/A
B basketball	13626.89	831.97	5936.82	0	105.96	0	9,000	3	These	N/A	N/A	N/A
G softball	1745.33	1427.97	3277.72	0	0	478.00	4,000	2	are made	N/A	N/A	N/A
B baseball	4672.20	370.00	3247.10	0	491.20	0	5,000	2	with Board	N/A	N/A	N/A
G cross country	674.40	0	1580.51	0	294.45	674.40	1,750	1		N/A	N/A	N/A
B cross country	674.40	0	1580.51	0	294.45	674.40	1,750	1		N/A	N/A	N/A
G golf	0	1209.02	419.00	0	110	0	2,125	1		N/A	N/A	N/A
B golf	0	1209.02	419.00	0	110	0	2,125	1		N/A	N/A	N/A
G soccer	550.00	1148.14	1890.54	0	2937.73	110.00	8,500	2		N/A	N/A	N/A
B soccer	1073.26	2407.56	2135.74	0	387.25	1707.28	8,000	2		N/A	N/A	N/A
G swimming	1444.02	2767.30	1009.78	0	228.24	1103.67	2,500	1.5		N/A	N/A	N/A
B swimming	1444.02	2767.30	1009.78	0	228.24	1103.67	2,500	1.5		N/A	N/A	N/A

1. Total expenditures on T-35 and T-36 on the 2007-2008 year report due by April 15, 2008, should reflect the total monies spent (rounded off to nearest dollar) for the entire school year of 2006-2007 ending June 30, 2007.
2. Booster Club Funding/Contributions must be included in the above expenditures total. (Note: It is illegal for coaches to be paid by Booster Clubs - Reference KHSAA Bylaw 27)

Principal's Signature:  **Date:** 9-7-08

**2007-2008
ACTUAL EXPENDITURES - PROGRAM COMPARISON CHART 2
TO INCLUDE BOOSTER CLUB FUNDING**

	equipment and supplies		travel		awards		coaches' salaries (to include supplemental and extended employment; dollar amount required)		facilities improvements		publications (if sport-specific)	
	Expenditures		Expenditures		Expenditures		Expenditures		Expenditures		Expenditures	
	School	Booster	School	Booster	School	Booster	School	Booster	School	Booster	School	Booster
G track	655.05	150.00	1572.52		225.00	0	2,875	1.5	1	See	Previous	
B track	655.05	150.00	1572.52		225.00	0	2,875	1.5	1	Page.		
G tennis	1162.36	322.37	330.50		320.76	0	2,000	1	1			
B tennis	1162.36	322.37	330.50		320.76	0	2,000	1	1			
G volleyball	5226.29	1592.50	3338.20		1284.40	83.43	4,500	2	3			
B wrestling	893.83	292.20	4428.75		3044.20	0	11,000	3	1			
G (list sport)												
B football	32695.12	5295.35	7602.17		1008.50	3997.00	15,500	6	3			
G (list sport)												
B (list sport)												

1. Total expenditures on T-35 and T-36 on the 2007-2008 year report due by April 15, 2008, should reflect the total monies spent (rounded off to nearest dollar) for the entire school year of 2006-2007 ending June 30, 2007.

2. Booster Club Funding/Contributions must be included in the above expenditures totals. Indicate percentage of total expenditures for each gender: (If disparities are obvious, list on your Corrective Action Plan (T-60) what action you will take to correct the problem).

#	2006-07	Gender	Ratio (060)	Expenditures	Percentage
436	Boys	63	\$172,253.71	** (106,155.57)	64% ** (53%)
261	Girls	37	\$95,867.88		36% ** (47%)
Total:				\$268,121.59	** (202,023.45)

ATH
1395
367
28

** These numbers reflect totals and percentages without football

Principal's Signature: _____ Date: 4-7-08

Budget Information on Facilities Improvement

The Woodford County board of Education pays for all facility improvements on a needs basis. Every year they pay thousands of dollars to maintain the softball, baseball, football, and soccer fields. This maintenance is in the form of grass seed, mowing, aerating, etc. The Board also pays for facility improvements on a needs basis. These items include such things as sealing the basketball floor and track. All of these items are approved when needed. We may have large expenses one year and very few the next. Lastly, our Board pays a rental fee for the exclusive use of the swimming pool at Falling Springs for swim practices and meets.

Budget Explanation on Travel Expenditures

The reason the wrestling team's travel expenditures were more than the volleyball team is because they travel out of the State for tournaments and even have to pay for their trip to the State meet. Boys basketball expenses were higher than girls because they attended several away tournaments that required them to travel a much further distance.

Budget Explanation on Equipment Expenditures

The reason the volleyball expenditures being greater than the wrestling expenditures for equipment is due to the fact that volleyball purchase a new set of varsity uniforms. According to our uniform purchasing policy, corresponding sports rotate purchasing years. This year wrestling did not need to purchase new uniforms. This same policy applies to girls and boys basketball. Girls basketball needed to purchase new uniforms. Boys basketball purchased uniforms the previous year. The reason our boys soccer team spent more than our girls soccer team was because they were able to purchase practice balls, keeper equipment, and training supplies at a discounted rate so they bought more than usual for this year. Baseball spent more than softball this year due to the purchasing of new baseball pants and warm up uniforms.

Budget Explanation on Award expenditures

Girls basketball spent more than boys basketball on awards due to the fact that our boys basketball coach has decided to not award any statistical awards for basketball. Players receive a participation award thus cutting costs exponentially.

Budget Explanation of Total Expenditure Percentage

The total expenditures on boys and girls programs shows a percentage breakdown of 65% spent on the boys programs and 35% spent on the girls programs. While this seems like a wide margin, when one compares all programs except football (which does not have a girl's equivalent) the number look very different. The total expenditures minus football look like this:

Girls Programs spent:	\$95,867.88	(47%)
Boys Programs spent:	<u>\$106,155.57</u>	(53%)
Total Spent:	\$202, 023.45	(100%)

2007-2008 KHSAA TITLE IX ATHLETICS AUDIT

KHSAA
Form T41
Rev. 12/07


Checklist - Overall Interscholastic Athletics Program

DIRECTIONS:

For the Areas of Compliance (Opportunities and Benefits) listed on the left hand side of the page, place a checkmark under the appropriate column identifying whether your school provided an advantage to the Girls' Program, or to the Boys' Program or to Neither Program. A review of T-35 and T-36 spending patterns might be helpful in completing this form.

Areas of Compliance:	ADVANTAGE TO:		
	GIRLS' PROGRAM	BOYS' PROGRAM	NEITHER PROGRAM
OPPORTUNITIES			
Accommodation of Interest and Abilities			X
BENEFITS			
Equipment and Supplies			X
Scheduling of Games and Practice Time			X
Travel and Per Diem Allowances			X
Coaching			X
Locker Rooms, Practice and Competitive Facilities			X
Medical and Training Facilities and Services			X
Publicity			X
Support Services			X
Athletic Scholarships			X
Tutoring			X
Housing and Dining Facilities and Services			X
Recruitment of Student Athletes			X

If an advantage is shown, corrective action should be shown on T-60 (Corrective Action Plan).

Principal's Signature:  **Date:** 4-7-08

SCHOOL NAME

2007-2008

TITLE IX

CORRECTIVE ACTION PLAN

Woodford County High School _____

DIRECTIONS:

1. For Column 1, indicate the intended area (Opportunities or Benefits) which needs corrective action in order to achieve gender equity. For Column 2, write the suggested change or activities that will correct the area in need of alteration. For Column 3, include the estimated completion date for the changes or activities.
2. It is possible to attain compliance with Title IX and no longer need "corrective" action. However, the KHSAA strongly encourages compliant schools to identify items for improvement (Column 1), activities to accomplish the improvement (Column 2) and a timetable for completion (Column 3) that will strengthen the athletic program.
3. You may copy this form as needed. Please attach corrective action plans along with audit forms and submit by April 15, 2008.

COLUMN 1	COLUMN 2	COLUMN 3
ITEM FOR CORRECTION/ IMPROVEMENT	SUGGESTED CHANGE/ ACTIVITIES	TIME TABLE FOR CORRECTIVE ACTION/ AND OR COMPLETION DATE
Continue student athletic activity card program	Advertise and sell All Sport athletic passes to students for \$50 and adults \$90. Hope is to generate more money for programs, especially girl's teams.	Fall 2008
Investigate developing an archery program	Examine the cost for creating a program taking into consideration practice facility, equipment, and hiring a quality coach	Spring 2009
Revise athletic department policies	Review drafted policies from previous year and clean up any existing grey areas. The key is to revise or create equity policies.	Spring 2009

Principal's Signature: _____

Date: _____

9-7-08

Corrective Action Status Report for 2006-2007

1. **New Softball Field at Community Stadium-** we are still continuing this process. The recreation board is ready to break ground and we hope that this will be finished in Spring of 2009.
2. **Practice Space for Support Teams-** Huntertown elementary is currently being renovated. However the Board voted for an elementary size gym instead of a high school size gym. Our dance and cheer programs will utilize the facility once completed.
3. **Professional Turf on Community Stadium Field-** At this time the Board has made an offer to the WC Fiscal Court to purchase the stadium facility. Until the Board owns the property no turf will be placed on it. The hope is for ownership and eventually turf to take place soon.
4. **Lower Price of Tickets for Students-** We have noticed an increase in student and community attendance since lowering the price of admission at sporting events to \$3. We will continue to do this to encourage support for all athletic programs.
5. **Title IX committee-** Our goal was to add one male and one female student to this committee. We have done so and will continue to keep these two students on our committee. They have been a valuable asset as we discuss policy and issues concerning athletics.



**2007-2008 INTERSCHOLASTIC
ATHLETICS SURVEY**
Summary of Student Responses

KHSAA
Form T63
Rev.12/07

Woodford County High School

School Name: _____

Enrollment
(9-12 Grade): 1200 (SHOULD AGREE WITH FORM T-1, COLUMN 1, ROW 3)

Number of 9-11 Grade Students Surveyed: 900

Number of 8th Grade Students Surveyed: 300

Date: 8/7/2007

Completed By: IN (PERSON) 8/15/2007

Instructions:

1. Summarize the Student Athletics Interest Surveys Form T-61 by listing the total number of responses on the line next to each sport.
2. Under the Other Category please provide a listing of the sports as well as the number of students who are interested in participating.
3. Please sign and date this Summary Form (T-63) and mail this Summary Form only to the KHSAA by April 15, 2008. Do not mail the student surveys (Form T-61). However, these Forms should be maintained in your files in the event they are requested subsequently.

8/15/07	<u>1200</u> Number of Surveys
	<u>1069</u> Total Returned (<i>A minimum of 80% return is expected</i>)
	<u>8-11</u> Grades Surveyed (<i>Should be grades 9-11 and 8th grade if school has a feeder system</i>)

How Was The Survey Administered? All home rooms
(e.g. was it given in all English classes, or all home rooms, or advisee/advisor?)

KHSAA Sanctioned Fall Sports (*List Total Number of Participation Responses*)

<u>43</u>	Cross Country (Girls)
<u>35</u>	Cross Country (Boys)
<u>130</u>	Football (Boys)
<u>14</u>	Golf (Girls)
<u>30</u>	Golf (Boys)
<u>84</u>	Soccer (Girls)
<u>46</u>	Soccer (Boys)
<u>91</u>	Volleyball (Girls)

Winter Sport (*List Total Number of Participation Responses*)

48	Basketball (Girls)
100	Basketball (Boys)
67	Indoor Track (Girls)
31	Indoor Track (Boys)
59	Swimming & Diving (Girls)
23	Swimming & Diving (Boys)
68	Wrestling (Boys)

Spring Sport (*List Total Number of Participation Responses*)

74	Baseball (Boys)
56	Fast Pitch Softball (Girls)
44	Tennis (Girls)
21	Tennis (Boys)
100	Track (Girls)
64	Track (Boys)

Non-KHSAA Championship Sports (*From Student Survey T-61 Question 10*)

153	Archery
35	Field Hockey
150	Bowling
12	Gymnastics (Boys)
71	Gymnastics (Girls)
65	Ice Hockey
91	Lacrosse (Boys)
62	Lacrosse (Girls)
113	Rifle
92	Rodeo
19	Slow Pitch Softball
19	Volleyball (Boys)
0	Water Polo
51	Weightlifting

Number of Students who participate in Intramural Sports

(*From Student Survey T-61 Question 5*)

<u>Sport</u>	<u>Number</u>
N/A	

List Intramural Sports students are interested in adding:

(From Student Survey T-61 Question 6)

<u>Sport</u>	<u>Number</u>
Archery** There is a parent group who is looking into coaching and intramural requirements	153

Participation in Non-School Sports Activities

(From Student Survey T-61 Question 7)

<u>Sport</u>	<u>Number</u>
Archery	153
Gymnastics	71
Field Hockey	35

Reasons for not participating in interscholastic athletics

(From Survey Question 8)

- I prefer other activities such as band, chorus, etc.
- I don't have time
- The practice schedules and game times are inconvenient
- The sport I like isn't offered
- It's too expensive
- I prefer to participate in club or intramural sports
- Working
- 464 Other: I would not participate

Student Suggestions to encourage participation

Create more interesting sports- 75

Does not like high school coaching staff- 80

Give a reason for students to participate- 111

Principal's Signature

Date



4-7-08

WOODFORD COUNTY BOARD OF EDUCATION

2007 - 2008

WCHS ATHLETIC EXTRA DUTY SUPPLEMENT SCHEDULE

*Coaches/Sponsors pay will be paid on a year for year basis for WCBE coaching experience. Teaching experience will be counted on 1/4 basis the first year coaching, 1/2 basis for the second year, and 3/4 basis for the third. Beginning the fourth year and upon the recommendation by the principal, teaching experience will be considered on the same basis as coaching experience.

**YEARS TEACHING AND/OR WOODFORD COUNTY BOARD OF EDUCATION
PARAPROFESSIONAL EXPERIENCE***

Years of Experience	0 - 5 YEARS	6 - 10 YEARS	11 - UP YEARS
LEVEL A (HS)	4500	5500	6500
WCHS Athletic Director			
WCHS Football Coach			
WCHS Basketball Coach (B,G)			
WCHS Wrestling Coach			
WCHS Soccer Coach (B,G)			
LEVEL B (HS)	3000	3500	4000
WCHS Baseball Coach			
WCHS Softball Coach			
WCHS Track Coach (B/G)			
WCHS Volleyball Coach			
WCHS Cheerleading Coach			
WCHS Weight Room Coach			
LEVEL C (HS)	2000	2500	3000
WCHS Tennis Coach (B/G)			
WCHS Golf Coach (B/G)			
WCHS Cross Country Coach (B/G)			
WCHS Swimming Coach (B/G)			
WCHS Asst. Basketball Coach (2B,2G)			
WCHS Asst. Football Coach (5)			
WCHS Asst Wrestling Coach (2)			
WCHS Asst. Soccer Coach (B,G)			
LEVEL D (HS)	1000	1250	1500
WCHS Asst. Baseball Coach			
WCHS Asst. Softball Coach			
WCHS Asst. Track Coach (B/G) (2)			
WCHS Asst. Volleyball Coach			
WCHS Asst. Cheerleading Coach (2)			
WCHS Asst. Crosscountry Coach (B/G)			
WCHS Asst. Swimming Coach (B/G)			
WCHS Asst. Tennis Coach (B/G)			
WCHS Asst. Golf Coach (B/G)			

WCHS Athletic Transportation Cost for the School Year 2006-07

Sport	Bus Expenses	Custodian Expenses	Total Spent	Budget	Amount Owed/Over	% Over/Under	PDP Allocated	Out of School
Football	\$ 5,885.88	\$ 1,716.29	\$ 7,602.17	\$ 754.81	\$ (6,847.36)	-907%	\$ 5,847.36	\$ 800.00
Volleyball	\$ 3,338.20		\$ 3,338.20	\$ 3,022.11	\$ (316.09)	-10%	\$ -	\$ 316.09
Golf	\$ 838.01		\$ 838.01	\$ 1,133.65	\$ 295.64	26%	\$ -	\$ -
Cross Country	\$ 3,161.02		\$ 3,161.02	\$ 1,509.62	\$ (1,651.40)	-109%	\$ 651.40	\$ 800.00
Girls Soccer	\$ 1,682.24	\$ 208.30	\$ 1,890.54	\$ 1,509.62	\$ (380.92)	-25%	\$ 380.92	\$ -
Boys Soccer	\$ 1,938.78	\$ 196.96	\$ 2,135.74	\$ 1,509.62	\$ (626.12)	-41%	\$ 126.12	\$ 350.00
Cheerleading	\$ 580.20		\$ 580.20	\$ 757.68	\$ 177.48	23%	\$ -	\$ -
Dance	\$ 761.93		\$ 761.93	\$ 754.81	\$ (7.12)	-1%	\$ -	\$ -
Girls Basketball	\$ 3,926.95	\$ 735.13	\$ 4,662.08	\$ 2,264.43	\$ (2,397.65)	-106%	\$ 1,397.65	\$ 800.00
Boys Basketball	\$ 4,731.76	\$ 1,205.06	\$ 5,936.82	\$ 2,264.43	\$ (3,672.39)	-162%	\$ 2,672.39	\$ 800.00
Swimming/Diving	\$ 2,019.56		\$ 2,019.56	\$ 1,509.62	\$ (509.94)	-34%	\$ 1.90	\$ 350.00
Wrestling	\$ 4,428.75		\$ 4,428.75	\$ 2,264.43	\$ (2,164.32)	-96%	\$ 1,164.32	\$ 800.00
Softball	\$ 3,277.72		\$ 3,277.72	\$ 3,022.11	\$ (255.61)	-8%	\$ -	\$ 255.61
Baseball	\$ 3,247.10		\$ 3,247.10	\$ 3,022.11	\$ (224.99)	-7%	\$ 224.99	\$ -
Tennis	\$ 661.01		\$ 661.01	\$ 1,133.65	\$ 472.64	42%	\$ -	\$ -
Track	\$ 3,145.04		\$ 3,145.04	\$ 2,267.30	\$ (877.74)	-39%	\$ 377.74	\$ 350.00
Athletic Program	\$ 43,624.15	\$ 4,061.74	\$ 47,685.89	\$ 28,700.00	\$ (18,985.89)	-66%	\$ 12,844.79	\$ 5,621.70

Out of ID Out of teams.

Through June 29th 2007



WOODFORD COUNTY HIGH SCHOOL

180 Frankfort Street • Versailles, Kentucky 40383-9214 • (859) 873-5434 • Fax (859) 873-7731

5-28-08

Bob Gibson
Woodford County High School
180 Frankfort Street
Versailles, KY 40383

Title IX Reviewers
KHSAA
2280 Executive Drive
Lexington, KY 40505

Dear Title IX Reviewers:

This letter and attached documents are an indication of our receipt of your recommendations. Below we have provided the requested revisions and statements from the May 14, 2008 letter concerning our 2007-08 Title IX report. All attached revised documents will be placed in the permanent Title IX file. Thank you so much for thoroughly reading our documents and providing quality responses.

The form T-4 has been updated with the correct percentages. We are not sure how the numbers were calculated incorrectly but upon examination, the error was discovered (see attached).

The form T-63 has been revised to indicate Serenity The as the person who conducted and completed the form, as well as, added the numbers requested in the "Reasons for not participating" section (see attached).

The response to section E about the number of our volleyball coaches is as follows. Our board of education has allotted for a head volleyball coach and one assistant based on our extra duty supplement scale for many years. Our program has grown during this time with the addition of a quality freshman team. Now that our freshman program has shown stability over several years, we have asked our Superintendent to ask the board of education for an additional assistant volleyball coach and eagerly await their decision. After your report, we have also added an additional assistant volleyball coach to the form T-60 (see attached) which will be given to our board and Superintendent. At this time we are hoping it will be approved before the 2008-09 school year.

The response to section E about our boys basketball awards banquet is as follows. The boys basketball decision to decrease the amount of awards given during their awards banquet was due to focusing on "team" versus individual while still awarding individuals for participation and academics. Policy 16 of the Woodford County Coach's Handbook states that: "All WCHS athletic programs shall conduct an awards and recognition banquet after the conclusions of their seasons. Awards shall be given in an equitable manner for participation, statistics, academics, and special recognition." The intent of the

Woodford County High School Mission Statement

The Woodford County High School community will create and nurture a positive and safe learning environment of mutual respect, open communication, and high standards where all participants will exhibit the ability to be life-long learners, equipped to successfully challenge the future.

policy was for coaches to have some flexibility with awards presentations while also maintaining equity. The athletic department has already begun discussions as to the revision of said policy to reflect our intent. The process will be completed this summer, and a new coach's handbook will be distributed and explained before the 2008-09 school year.

Thank you so much for providing us with quality feedback; hopefully this letter and documents will accommodate your requests. If you have any further questions, please contact me at any time. My office number is 859-873-5434 ext 225.

Respectfully,




Bob Gibson
Assistant Principal/Athletic Director
Woodford County High School

2007-2008
ACCOMODATION OF INTERESTS AND ABILITIES
SUMMARY PROGRAM CHART 4

Levels of Competition Test One

		Column 1	Column 2	Column 3
Girls	Team Levels	Number of Teams Currently Offered	Number of Participants	Percentage of Participants at Each Level
Row 1	varsity:	9	166	67%
Row 2	j.v.:	4	57	23%
Row 3	frosh:	2	25	10%
Row 4	total:		248	100%
Boys				
Row 5	varsity:	10	239	69%
Row 6	j.v.:	4	93	27%
Row 7	frosh:	2	16	4%
Row 8	total:		348	100%

- 1) Column 1, list the number of interscholastic teams offered for girls and boys at each competitive level; varsity, junior varsity, and freshman. (Refer to Form T-2, Accommodation of Interests and Abilities, Summary Program Chart 2, Column 1.)
- 2) For Column 2, list the number of participants at each level. For girls, total the entries in Rows 1, 2, and 3 into Row 4. For boys, total the entries in Rows 5, 6, and 7 into Row 8. (Refer to Form T-2, Accommodation of Interests and Abilities, Summary Program Chart 2, Column 2.)
- 3) For Column 3, calculate the percentage of female and male participants at each level.
For girls' varsity, junior varsity, and frosh, respectively:
 - Divide Column 2, Row 1 by Column 2, Row 4, and place the percentage in Column 3, Row 1
 - Divide Column 2, Row 2 by Column 2, Row 4, and place the percentage in Column 3, Row 2.
 - Divide Column 2, Row 3 by Column 2, Row 4, and place the percentage in Column 3, Row 3.
 -
 For boys' varsity, junior varsity, and frosh, respectively:
 - Divide Column 2, Row 5 by Column 2, Row 8, and place the percentage in Column 3, Row 5.
 - Divide Column 2, Row 6 by Column 2, Row 8, and place the percentage in Column 3, Row 6.
 - Divide Column 2, Row 7 by Column 2, Row 8, and place the percentage in Column 3, Row 7.

Principal's Signature:  Date: 5/20/08

SCHOOL NAME _____

2007-2008
TITLE IX

CORRECTIVE ACTION PLAN

Woodford County High School _____

DIRECTIONS:

1. For Column 1, indicate the intended area (Opportunities or Benefits) which needs corrective action in order to achieve gender equity. For Column 2, write the suggested change or activities that will correct the area in need of alteration. For Column 3, include the estimated completion date for the changes or activities.
2. It is possible to attain compliance with Title IX and no longer need "corrective" action. However, the KHSAA strongly encourages compliant schools to identify items for improvement (Column 1), activities to accomplish the improvement (Column 2) and a timetable for completion (Column 3) that will strengthen the athletic program.
3. You may copy this form as needed. Please attach corrective action plans along with audit forms and submit by April 15, 2008.

COLUMN 1	COLUMN 2	COLUMN 3
ITEM FOR CORRECTION/ IMPROVEMENT	SUGGESTED CHANGE/ ACTIVITIES	TIME TABLE FOR CORRECTIVE ACTION/ AND OR COMPLETION DATE
Continue student athletic activity card program	Advertise and sell All Sport athletic passes to students for \$50 and adults \$90. Hope is to generate more money for programs, especially girl's teams.	Fall 2008
Investigate developing an archery program	Examine the cost for creating a program taking into consideration practice facility, equipment, and hiring a quality coach	Spring 2009
Revise athletic department policies	Review drafted policies from previous year and clean up any existing grey areas. The key is to revise or create equity policies.	Spring 2009
Review Equity in coaching positions	Add one Assistant Volleyball Coach due to three teams	Fall 2008

Principal's Signature: *[Signature]* Date: 5/29/08

2007-2008
TITLE IX

CORRECTIVE ACTION PLAN


SCHOOL NAME

Woodford County High School

DIRECTIONS:

1. For Column 1, indicate the intended area (Opportunities or Benefits) which needs corrective action in order to achieve gender equity. For Column 2, write the suggested change or activities that will correct the area in need of alteration. For Column 3, include the estimated completion date for the changes or activities.
2. It is possible to attain compliance with Title IX and no longer need "corrective" action. However, the KHSAA strongly encourages compliant schools to identify items for improvement (Column 1), activities to accomplish the improvement (Column 2) and a timetable for completion (Column 3) that will strengthen the athletic program.
3. You may copy this form as needed. Please attach corrective action plans along with audit forms and submit by April 15, 2008.

COLUMN 1 ITEM FOR CORRECTION/ IMPROVEMENT	COLUMN 2 SUGGESTED CHANGE/ ACTIVITIES	COLUMN 3 TIME TABLE FOR CORRECTIVE ACTION/ AND OR COMPLETION DATE
Continue student athletic activity card program	Advertise and sell All Sport athletic passes to students for \$50 and adults \$90. Hope is to generate more money for programs, especially girl's teams.	Fall 2008
Investigate developing an archery program	Examine the cost for creating a program taking into consideration practice facility, equipment, and hiring a quality coach	Spring 2009
Revise athletic department policies	Review drafted policies from previous year and clean up any existing grey areas. The key is to revise or create equity policies.	Spring 2009
Review Equity in coaching positions	Add one Assistant Volleyball Coach due to three teams	Fall 2008

Principal's Signature:  Date: 5/29/08



**2007-2008 INTERSCHOLASTIC
ATHLETICS SURVEY**
Summary of Student Responses

KHSAA
Form T63
Rev.12/07

DK

Woodford County High School

School Name: _____

Enrollment
(9-12 Grade): 1200 (SHOULD AGREE WITH FORM T-1, COLUMN 1, ROW 3)

Number of 9-11 Grade Students Surveyed: 900

Number of 8th Grade Students Surveyed: 300

8/7/2007 – 8/15/2007

Date: _____

Serenity The – Assistant AD

Completed By: _____

Instructions:

1. Summarize the Student Athletics Interest Surveys Form T-61 by listing the total number of responses on the line next to each sport.
2. Under the Other Category please provide a listing of the sports as well as the number of students who are interested in participating.
3. Please sign and date this Summary Form (T-63) and mail this Summary Form only to the KHSAA by April 15, 2008. Do not mail the student surveys (Form T-61). However, these Forms should be maintained in your files in the event they are requested subsequently.

1200 Number of Surveys
 1069 Total Returned (*A minimum of 80% return is expected*)
 8-11 Grades Surveyed (*Should be grades 9-11 and 8th grade if school has a feeder system*)

How Was The Survey Administered? All home rooms
 (e.g. was it given in all English classes, or all home rooms, or advisee/advisor?)

KHSAA Sanctioned Fall Sports (*List Total Number of Participation Responses*)

43 Cross Country (Girls)
35 Cross Country (Boys)
130 Football (Boys)
14 Golf (Girls)
30 Golf (Boys)
84 Soccer (Girls)
46 Soccer (Boys)
91 Volleyball (Girls)

Winter Sport (*List Total Number of Participation Responses*)

Form T-63
Rev. 12/07

<u>48</u>	Basketball (Girls)
<u>100</u>	Basketball (Boys)
<u>67</u>	Indoor Track (Girls)
<u>31</u>	Indoor Track (Boys)
<u>59</u>	Swimming & Diving (Girls)
<u>23</u>	Swimming & Diving (Boys)
<u>68</u>	Wrestling (Boys)

Spring Sport (*List Total Number of Participation Responses*)

<u>74</u>	Baseball (Boys)
<u>56</u>	Fast Pitch Softball (Girls)
<u>44</u>	Tennis (Girls)
<u>21</u>	Tennis (Boys)
<u>100</u>	Track (Girls)
<u>64</u>	Track (Boys)

Non-KHSAA Championship Sports (*From Student Survey T-61 Question 10*)

<u>153</u>	Archery
<u>35</u>	Field Hockey
<u>150</u>	Bowling
<u>12</u>	Gymnastics (Boys)
<u>71</u>	Gymnastics (Girls)
<u>65</u>	Ice Hockey
<u>91</u>	Lacrosse (Boys)
<u>62</u>	Lacrosse (Girls)
<u>113</u>	Rifle
<u>92</u>	Rodeo
<u>19</u>	Slow Pitch Softball
<u>19</u>	Volleyball (Boys)
<u>0</u>	Water Polo
<u>51</u>	Weightlifting

Number of Students who participate in Intramural Sports

(*From Student Survey T-61 Question 5*)

<u>Sport</u>	<u>Number</u>
N/A	

List Intramural Sports students are interested in adding:

(From Student Survey T-61 Question 6)

<u>Sport</u>	<u>Number</u>
Archery** There is a parent group who is looking into coaching and intramural requirements	153

Participation in Non-School Sports Activities

(From Student Survey T-61 Question 7)

<u>Sport</u>	<u>Number</u>
Archery	153
Gymnastics	71
Field Hockey	35

Reasons for not participating in interscholastic athletics

(From Survey Question 8)

- 105 I prefer other activities such as band, chorus, etc.
- 262 I don't have time
- 47 The practice schedules and game times are inconvenient
- 54 The sport I like isn't offered
- 33 It's too expensive
- 40 I prefer to participate in club or intramural sports
- 111 Working
- 464 Other: I would not participate

Student Suggestions to encourage participation

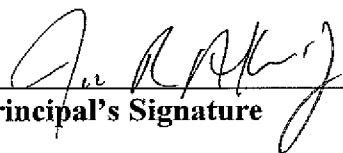
Create more interesting sports- 75

Does not like high school coaching staff- 80

Give a reason for students to participate- 111

Principal's Signature

Date



5/29/08